

Comm Center Connector - RJ45 Port Feedthrough


ABI-DC1006

Applications:

Brings RJ45 connections from the inside of the Comm Center Cabinet to the frontside (eg the top-side port of ED-1001-00 Ethernet Switch/Hub and ED-1002-00 Broadband Router/Switch) - Din Rail Mount

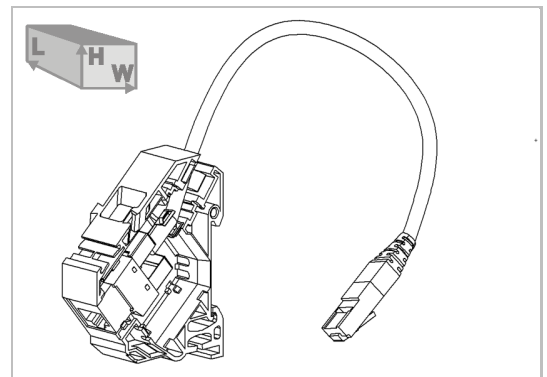
ARCHIVED

look for alternatives on
www.abitanadirect.com
or contact info@abitana.com



Specifications:

- LxWxH [mm]: 17,8 x6580 x
- Weight [Kg]: 0,052
- Compliance
 - IEC 11801
 - ISO 15018



Features:

- Provides access to the RJ45 connectors inside the wiring cabinet

ABI-DC1006

abitana

www.abitana.com

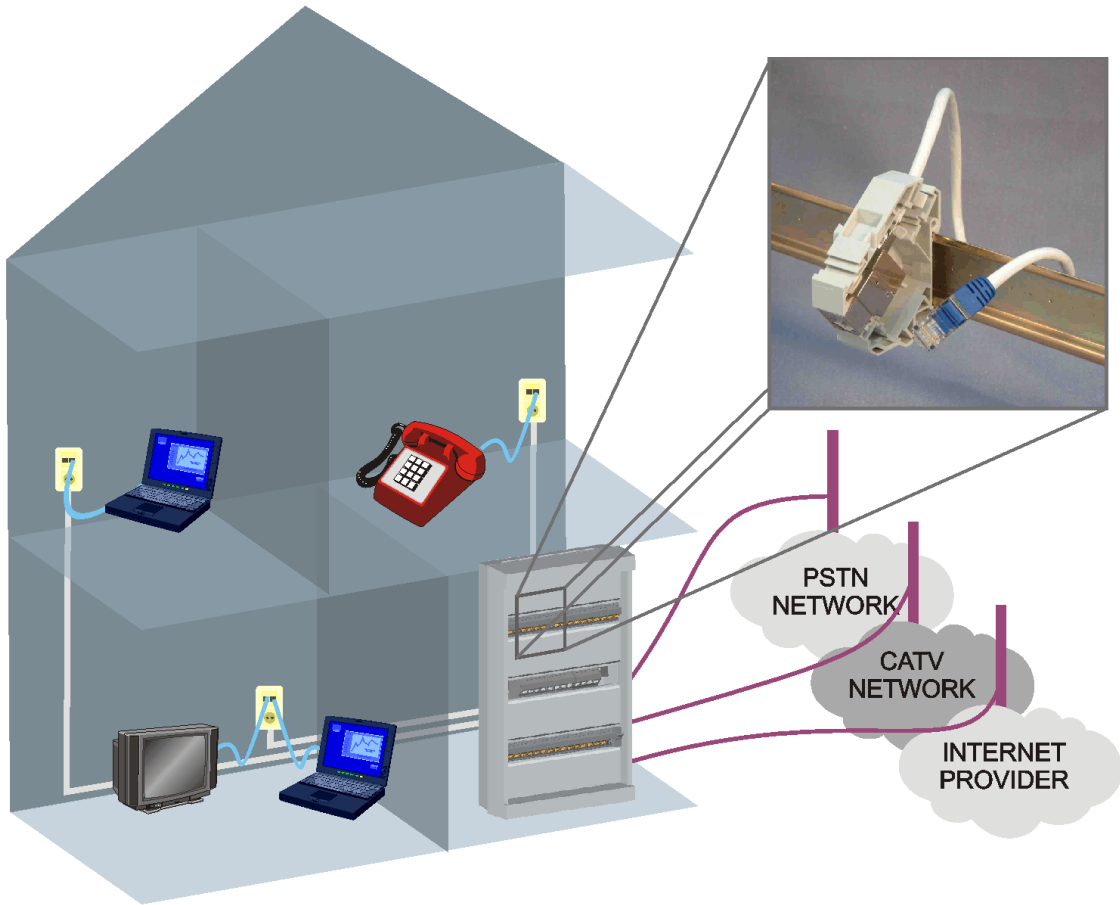
Comm Center Connector - RJ45 Port Feedthrough

ABI-DC1006

Typical Application:

C3 RJFT

- Brings the Uplink and WAN ports of the EL1001 and EL1002 to the front of the wiring cabinet for cascading



Package:

ABI-DC1006

abitana